



Weiß 9101



Transparent 9102



Lindgrün 9103



Cognac 9104



Dunkelbraun 9105



Vogelei 9221



Granitbraun 9222



Antikweiß 9346



Aventurin 9224



Mittelblau 9225




Lehm Braun 9341




Wasserblau 9342



Flaschengrün 9343



Olivgrün 9344



Hollandblau 9345



Friesischblau 9483



Azurro 9484



Himmelblau 9448



Sonnengelb 9449



Transpüktchen 9450




Petrol 9454



Atlantik 9455



Granitblau 9456



Herbstblaubraun 9457





Stahlblau 9591





Neben dem vielseitig einsetzbaren Weiß 9101 finden Sie auf Seite 15 noch Weiß matt und ein weiteres Transparent hochglänzend.
ACHTUNG: Transparent von BOTZ immer sehr dünn auftragen, sonst milchig!


In addition to the versatile Weiß 9101 we offer a Weiß matt and another high-gloss Transparent 9106 on page 15.
CAUTION: apply BOTZ Transparents very thinly, otherwise milky!





Moosgrün 9461  





Kastanienbraun 9464  





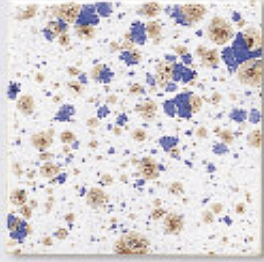
Bärenfell 9470  





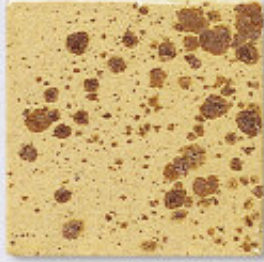
Kiesel 9558  





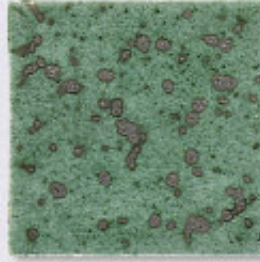
Kirschrot 9559  




Casablanca 9472  




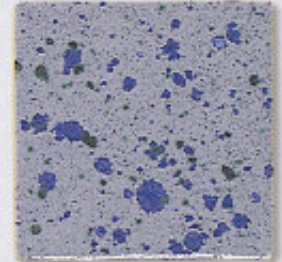
Nevada 9473  




Smaragdglimmer 9474 





Tigerauge 9475 




Kornblume 9476 





Terra 9481  





Elfenbein 9482 





Hellgelb 9560  





Rosa 9561  




Aubergine 9562  






Nachtblau 9563  





Violett 9564 





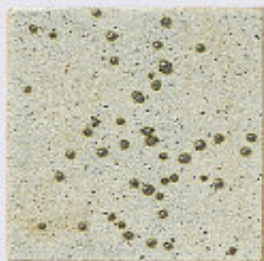
Kristalltürkis 9565  





Blaugrün gespr. 9568  





Sternenhimmel 9569  





Steinbraun 9571  





Silberschwarz 9580  





Vanille 9578  



Blauschwarz 9579  



Krokodil 9582  



TIPP: Falls eine Glasur länger offen steht und eintrocknet: nur etwas Wasser zufügen und kräftig rühren.

NOTE: If a glaze has dried up, just add some water and stir thoroughly.




Reptil 9577 ☞☞



Schwarzgold 9575 ☞☞



Kupfergold 9576 ☞☞



Rot gepunktet 9605 ☞



Schwarz 9589 ☞☞☞



Mauritius 9590 ☞☞☞



Signalrot 9601 ☞☞☞☞



Feuerrot 9602 ☞☞☞☞



Rosenrot 9603 ☞☞☞☞



Orange 9604 ☞☞☞☞



Frühlingsgrün 9348 ☞☞☞☞☞



Maisgelb 9349 ☞☞☞☞☞



Sommerblau 9350 ☞☞☞☞☞



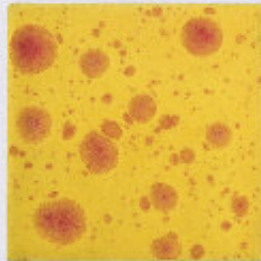
Craquelé transp. 9351 ☞☞☞☞☞☞☞



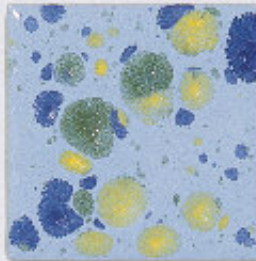
Craquelé türkis 9352 ☞☞☞☞☞☞☞




Harlekin 9608 ☞



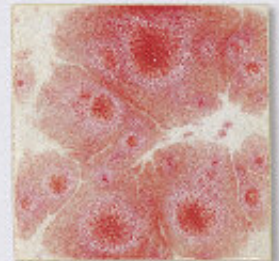
Sommeraster 9592 ☞☞☞



Winterzauber 9593 ☞☞☞



Tropfenfeuer 9609 ☞☞☞




Morgenrot 9594 ☞



Lava 9606 ☞☞☞



Koralle 9607 ☞☞☞



Waldwiese 9595 ☞☞☞☞



[NEU] Sonnenfeuer 9596 ☞☞☞☞



[NEU] Flammengrün 9597 ☞☞☞☞

Craqueléglassuren dünn (1–2 mal) auftragen. Brennen bei ca. 1050°C. Nach dem Abkühlen Risse mit Tusche oder starkem Tee einfärben. Für ein grobes Netz bald einfärben, für feineres Craquelé bis zu einer Woche warten.


Bei den Rottönen bitte beachten: 9601 – 9604: dick auftragen, locker setzen, nicht über 1040°C brennen! 9606, 9607, 9596 und 9597: Sauerstoff im Brand zuführen!

Apply crackle glazes in thin layers (1–2 times). Fire at approx. 1050°C. Colour cracks with ink or strong tea after cooling. For a coarse net, apply ink at an early stage, for a finer crackle, wait up to one week.

For red colours, please observe: 9601 – 9604: apply in a thick layer, set loosely, do not fire above 1040°C! 9606, 9607, 9596 und 9597: Add oxygen during firing!



Buttergelb 9361



Babyrosa 9362



Rotorange 9610




Tabakbraun 9363



Nussbraun 9364




Lederbraun 9365



Muscheltürkis 9366



Brombeerrot 9367



Fliederblau 9368



Primelrosa 9369




Karottenrot 9485



Babyblau 9370



Pistaziengrün 9371



Schilfgrün 9372



Jadegrün 9373



Melonenrot 9374



Kürbisorange 9486



Französischblau 9375



Apfelgrün 9376



Fichtengrün 9377



Dschungelgrün 9378



Kanarigelb 9379



Marinablau 9380



Royalblau 9381



[NEU] Lackrot 9611

Klare opake Farbtöne im neuen Trend: innovative Glasurentwicklung verbindet hier Leuchtkraft mit erstklassiger glänzender Oberfläche. Alle Farben sehr intensiv auch auf dunklen Tönen, sie schmelzen besonders glatt aus und neigen auch im höheren Brennereich bis 1100°C nicht zum Ablaufen.

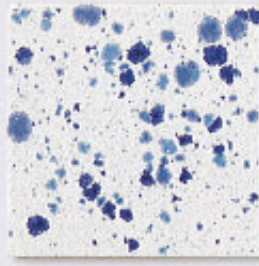
Clear opaque colour shade in the new trend colours: Innovative glaze development here combines luminosity with a first-class glossy surface. All colours are very intensive on dark clays, they melt particularly smoothly and do not tend to run off even at a higher firing range up to 1100°C.




Karneval 9501 ☉ ☼




Konfetti 9502 ☉ ☼ 1100




Eisblume 9503 ☉ ☼ 1100



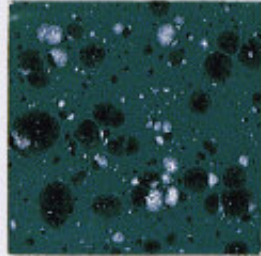
Irishgrün 9504 ☼



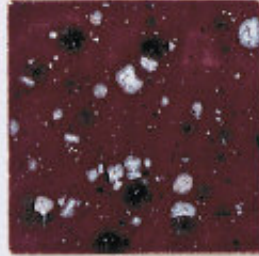
Titanschwarz 9505 ☼



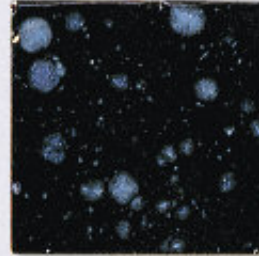
Blaue Wolke 9506 ☉ ☼ 1100



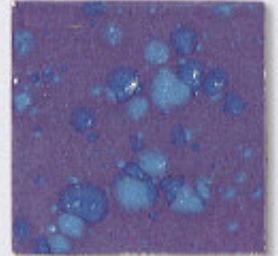
Efeu 9507 ☉ ☼ 1100



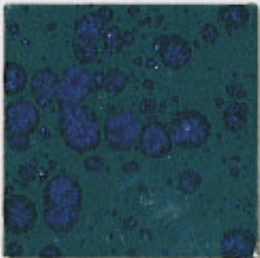
Weihnachtsstern 9508 ☉ ☼ 1100



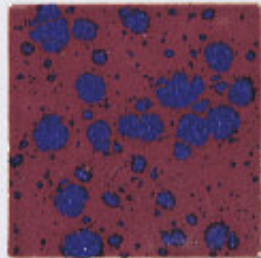
Polarnacht 9509 ☉ ☼ 1100



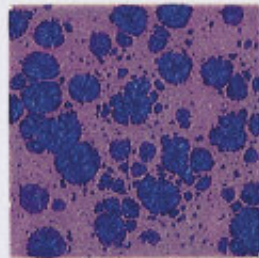
Lavendel 9510 ☉ ☼ 1100



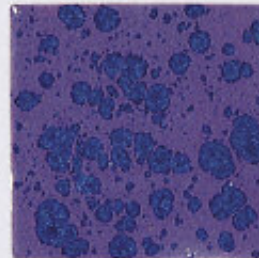
Tiefsee 9511 ☉ ☼ 1100



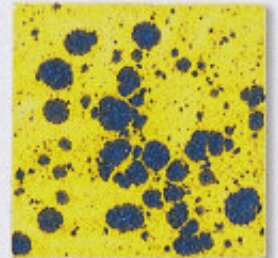
Wildkirsche 9512 ☉ ☼ 1100



Anemone 9513 ☉ ☼ 1100



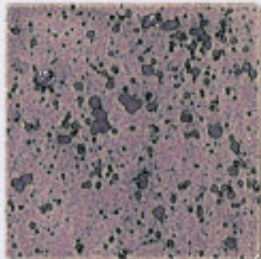
Herbstaster 9514 ☉ ☼ 1100



Stiefmütterchen 9515 ☉ ☼ 1100



Lila 9516 ☉ ☐ ☼ 1100



Heidekraut 9517 ☼



Malve 9477 ☉ ☼ 1100



Hautfarbe 9479 ☉ ☉ ☐ ☼ 1100



Mandarin 9480 ☉ ☐ ☼ 1100 ☼



Transparent 9106 ☉ ☐ ☼ 1100



Weissmatt 9107 ☐ ☼ 1100



Transparentmatt 9108 ☐ ☼ 1100



[NEU] Gelb matt 9487 ☐ ☼ 1100



[NEU] Grün matt 9488 ☐ ☼ 1100



[NEU] Schwarz matt 9489 ☐ ☼ 1100



[NEU] Braun matt 9490 ☐ ☼ 1100



[NEU] Rot matt 9612 ☐ ☼ 1100



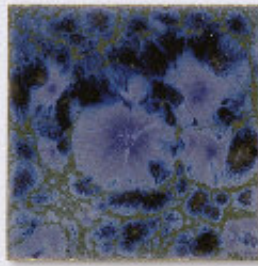
[NEU] Blau matt 9491 ☐ ☼ 1100



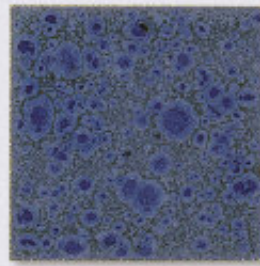
Pfauenauge 9518 ☞




Strandlieder 9519 ☞



Wasserfall 9520 ☞



Picassoblau 9521 ☞



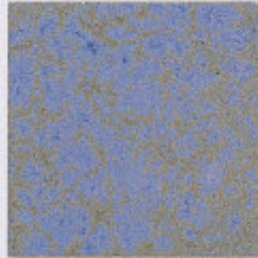
Rittersporn 9522 ☞



Pinienwald 9523 ☞ 1100



Grüne Allee 9524 ☞



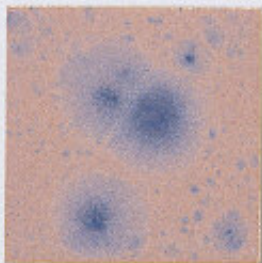
Blütenwiese 9525 ☞




Champagner 9526 ☞ 1100



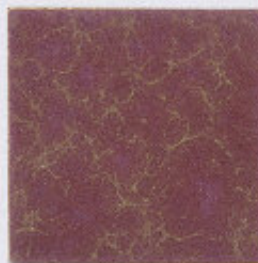
Lagune 9527 ☞ 1100



Mandelblüte 9528 ☞




Rosenquarz 9529 ☞ 1100



Rosa Marmor 9530 ☞




Winterfeld 9531 ☞ 1100



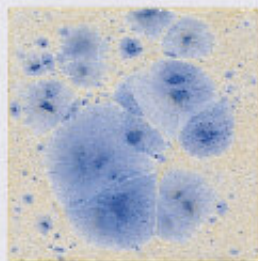
Ginster 9532 ☞ 1100



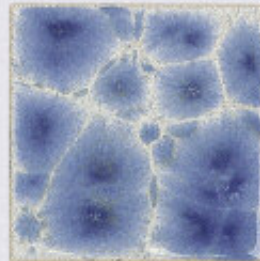
Eisenstein 9533 ☞ 1040



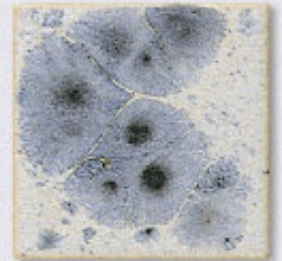
Morgentau 9540 ☞



Mairegen 9535 ☞



Cumulus 9536 ☞



Mistral 9537 ☞



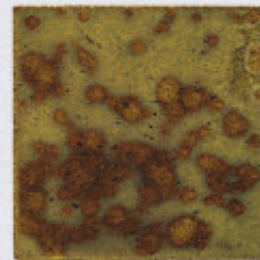
Goldglasur 9541 ☞ 1040



Blauereffekt 9542 ☞



Spiegelglasur 9543 ☞



Glanzucker 9538 ☞



Goldaventurin 9539 ☞

Auftragsdicke, Temperatur oder Ofenatmosphäre können u.a. das Brennergebnis beeinflussen.

Layer thickness, temperature or kiln atmosphere, among others, can influence the firing result.