



Toploader TE 165 S

⊕	Volume	165 litres
⊙	Int. dimensions (w x d x h)	730 x 630 x 460 mm
Ⓢ	Power	10 kW
Ⓒ	Tanw *	1290°C

* **Application temperature** for long-term and continuous use.

Technical data

☰ Overview

Product group	Kiln
Design	Toploader
Type	TE-S series

Ⓢ Energy

Energy type	Electrical
Power	10 kW
Supply	22 A
Voltage	400V
Connection	CEE 32 A


⊕ Dimensions

Volume	165 litres
Int. dimensions (w x d x h)	730 x 630 x 460 mm
Ext. dimensions (W x D x H)	1050 x 930 x 790 mm
Weight	144 kg

☆ Equipment


Insulation	1-schichtig
Heating	All-around
Heating elements	Recessed into bricks
Control	TC 304

Besondere Merkmale



Long-term application temperature Tapp 1290°C

The kiln is designed for long-term and continuous use at temperatures up to 1290°C which makes it suitable for applications such as bisque, earthenware, onglaze and stoneware firing as well as high-temperature stoneware, soft paste porcelain firings. These applications correspond to Seger Cone 8 or Orton Cone 9.



Floor heating

The additional standard heating provides an ideal temperature distribution particularly in the lower and middle temperature ranges.



Extendibility

The kiln volume of this toploader TE series can be increased by up to 50% by simply fitting or even retrofitting an additional heatable extension ring (ZWR). Mount the ring, connect the kiln to the mains supply and continue working with 50% more firing capacity.



Gas pressure spring-supported opening mechanism for the lid

The sturdy lid construction is supported by gas pressure springs that allow easy, effortless and safe opening of the lid.




Reversible kiln stand, handy and practical

The kiln stand can be turned upside-down. This allows the kiln to be used at two different working heights. The toploader can be adjusted to your individual needs and makes loading and unloading of the firing chamber much easier on the back.



Integrated safety due to safety switch

A door contact switch automatically isolates the heating elements from the power supply when the kiln opens. The integrated overtemperature protection prevents damage to electrical components.



High-quality heating elements

With the heating elements made from "Kanthal A1" we attach great importance to a low surface load and a careful production. The heating elements are reliable and durable thanks to a sufficient reserve capacity in the calculation.



Disassembly

The kiln can be disassembled easily into several parts for on-site delivery. The toploader's design allows its individual parts to fit through doors with a width of 55 cm.



3-year warranty

We produce each kiln by hand and keep to strict quality guidelines. Therefore, we offer a voluntary 36-months warranty to extend legal warranty regulations.